

NORDIC



F W 2 4
W O R K B O O K

Dec. 22

RACE EXPERT



NEW

RHLCU09	X-IUM DOUBLE POLING PREMIUM+			
sidecuts : 40/44/43/43	sizes : 193	weight : 560 gr / 193	Associated product : R JL1000 Premium + Skate	



RHLCU01	X-IUM SKATING PREMIUM+ S1			
sidecuts : 40/44/43/43	sizes : 173-178-183-188-193	weight : 520 gr / 188	Associated product : N°1 - R JL1000 Premium + Skate N°2 - R JM1000 Race Pro Skate	

RHLCU04	X-IUM SKATING PREMIUM+ S1 - STIFF			
sidecuts : 40/44/43/43	sizes : 173-178-183-188-193	weight : 520 gr / 188	Associated product : N°1 - R JL1000 Premium + Skate N°2 - R JM1000 Race Pro Skate	



RHLCU02	X-IUM SKATING PREMIUM+ S2			
sidecuts : 40/44/43/43	sizes : 173-178-183-188-193	weight : 520 gr / 188	Associated product : N°1 - R JL1000 Premium + Skate N°2 - R JM1000 Race Pro Skate	

RHLCU06	X-IUM SKATING PREMIUM+ S2 - STIFF			
sidecuts : 40/44/43/43	sizes : 173-178-183-188-193	weight : 520 gr / 188	Associated product : N°1 - R JL1000 Premium + Skate N°2 - R JM1000 Race Pro Skate	

RHLCU07	X-IUM SKATING PREMIUM+ S2 - SOFT			
sidecuts : 40/44/43/43	sizes : 173-178-183-188-193	weight : 520 gr / 188	Associated product : N°1 - R JL1000 Premium + Skate N°2 - R JM1000 Race Pro Skate	



RHLCU03	X-IUM SKATING PREMIUM+ S3			
sidecuts : 40/44/43/43	sizes : 173-178-183-188-193	weight : 520 gr / 188	Associated product : N°1 - R JL1000 Premium + Skate N°2 - R JM1000 Race Pro Skate	

RHLCU08	X-IUM SKATING PREMIUM+ S3 - STIFF			
sidecuts : 40/44/43/43	sizes : 173-178-183-188-193	weight : 520 gr / 188	Associated product : N°1 - R JL1000 Premium + Skate N°2 - R JM1000 Race Pro Skate	



RHLCLO1	X-IUM SKATING WCS S2			
sidecuts : 40/44/43/43	sizes : 167-173-180-186-192	weight : 550 gr / 186	Associated product : R JM1000 Race Pro Skate	

RHLCLO2	X-IUM SKATING WCS S2 - SOFT			
sidecuts : 40/44/43/43	sizes : 186-192	weight : 550 gr / 186	Associated product : R JM1000 Race Pro Skate	



RHLCQ03	X-IUM SKATING			
sidecuts : 40/44/43/43	sizes : 173-180-186-192	weight : 560 gr / 186	Associated product : R JM1000 Race Pro Skate	

RHLCQ02	X-IUM SKATING - XTRA STIFF			
sidecuts : 40/44/43/43	sizes : 192	weight : 560 gr / 186	Associated product : R JM1000 Race Pro Skate	



RHLCS01	X-IUM CLASSIC PREMIUM+ C1			
sidecuts : 40/44/44/44	sizes : 190-197-202-207	weight : 495 gr / 197	Associated product : N°1 - R JL1001 Premium + Classic N°2 - R JJ1001 Race Pro Classic	



RHLCS02	X-IUM CLASSIC PREMIUM+ C2			
sidecuts : 40/44/44/44	sizes : 190-197-202-207	weight : 495 gr / 197	Associated product : N°1 - R JL1001 Premium + Classic N°2 - R JM1001 Race Pro Classic	

RHLCS08	X-IUM CLASSIC PREMIUM+ C2 - STIFF			
sidecuts : 40/44/44/44	sizes : 190-197-202-207	weight : 495 gr / 197	Associated product : N°1 - R JL1001 Premium + Classic N°2 - R JM1001 Race Pro Classic	

RHLCS09	X-IUM CLASSIC PREMIUM+ C2 - SOFT			
sidecuts : 40/44/44/44	sizes : 190-197-202-207	weight : 495gr / 197	Associated product : N°1 - R JL1001 Premium + Classic N°2 - R JM1001 Race Pro Classic	



RHLCS03	X-IUM CLASSIC PREMIUM+ C3			
sidecuts : 40/44/44/44	sizes : 190-197-202-207	weight : 495 gr / 197	Associated product : N°1 - R JL1001 Premium + Classic N°2 - R JM1001 Race Pro Classic	



RHLCP03	X-IUM CLASSIC			
sidecuts : 44//	sizes : 186-191-198-203-208	weight : 550 gr / 198	Associated product : R JM1001 Race Pro Classic	

RACE PERFORMANCE



NEW

RHMCQ03	DELTA COURSE SKATING			
sidecuts : 40/44/43/43	sizes : 173-180-186-192	weight : 575 gr / 186	Associated product : RJK1001 R-Skate	



NEW

RHMCQ01	DELTA COMP SKATING			
sidecuts : 40/44/43/43	sizes : 173-180-186-192	weight : 620 gr / 186	Associated product : RJK1001 R-Skate	



NEW

RHMCQ02	DELTA SPORT SKATING			
sidecuts : 40/44/43/43	sizes : 173-180-186-192	weight : 640 gr / 186	Associated product : RJK1001 R-Skate	



NEW

RHMCW01	DELTA SPORT CLASSIC			
sidecuts : 44//	sizes : 184-189-196-201-206	weight : 650 gr / 196	Associated product : RJK1002 R-Classice	

R-SKIN RACE EXPERT



RHLCS05	X-IUM PREMIUM+ R-SKIN			
sidecuts : 40/44/44/44	sizes : 190-197-202-207	weight : 495 gr / 197	Associated product : N°1 - RJK1001 Premium + Classic N°2 - RJK1001 Race Pro Classic	



RHLCP05	X-IUM R-SKIN			
sidecuts : 44//	sizes : 186-191-198-203-208	weight : 550 gr / 198	Associated product : N°1 - RJK1001 Race Pro Classic N°2 - RJK1002 R-Classice	

RHLCV01	X-IUM R-SKIN - STIFF			
sidecuts : 44//	sizes : 186-191-198-203-208	weight : 550 gr / 198	Associated product : N°1 - RJK1001 Race Pro Classic N°2 - RJK1002 R-Classice	

R-SKIN RACE PERFORMANCE



NEW

RHMCP01	DELTA COURSE R-SKIN			
sidecuts : 44//	sizes : 176-186-191-198-203-208	weight : 560 gr / 198	Associated product : N°1 - RJK1001 Race Pro Classic N°2 - RJK1001 R-Classice	

RHMCV01	DELTA COURSE R-SKIN - STIFF			
sidecuts : 44//	sizes : 176-186-191-198-203-208	weight : 560 gr / 198	Associated product : N°1 - RJK1001 Race Pro Classic N°2 - RJK1001 R-Classice	



NEW

RHMCP02	DELTA COMP R-SKIN			
sidecuts : 44//	sizes : 176-186-191-198-203-208	weight : 580 gr / 198	Associated product : RJK1002 R-Classice	

RHMCV02	DELTA COMP R-SKIN - STIFF			
sidecuts : 44//	sizes : 176-186-191-198-203-208	weight : 580 gr / 198	Associated product : RJK1002 R-Classice	




NEW

RHMCW02	DELTA SPORT R-SKIN			
sidecuts : 44//	sizes : 184-189-196-201-206	weight : 630 gr / 196	Associated product : RJK1002 R-Classice	

RHMCX01	DELTA SPORT R-SKIN- STIFF			
sidecuts : 44//	sizes : 184-189-196-201-206	weight : 630 gr / 196	Associated product : RJK1002 R-Classice	


EVOLUTION



RHMWF02	EVO XT 50 AR CUT			
sidecuts : 51/47/50	sizes : 165-175-185-195	weight : 670 gr / 175	Associated product : N°1 - RJM1004 Control Step In N°2 - RJM1005 Tour Step In	



RHMZB02	EVO XT 55 POSITRACK			
sidecuts : 55/48/52	sizes : 165-175-185-195	weight : 700 gr / 185	Associated product : N°1 - RJM1004 Control Step In N°2 - RJM1005 Tour Step In	



RHMZC02	EVO XT 60 POSITRACK			
sidecuts : 60/50/55	sizes : 165-175-185-195	weight : 780 gr / 185	Associated product : N°1 - RJM 1004 Control Step In N°2 - RJM1005 Tour Step In	



RHMZD02	EVO XT 65 POSITRACK			
sidecuts : 65/52/62	sizes : 165-175-185-195	weight : 850 gr / 185	Associated product : N°1 - RJM1004 Control Step In N°2 - RJM1005 Tour Step In	



RHMZC03	EVO OT 60 POSITRACK - IFP			
sidecuts : 60/50/55	sizes : 165-175-185-195-205	weight : 820 gr / 185	Associated product : RJM1004 Control Step In	




RHMZD03	EVO OT 65 POSITRACK - IFP			
sidecuts : 65/55/60	sizes : 165-175-185-195	weight : 890 gr / 185	Associated product : RJM1004 Control Step In	




RHLZD03	EVO OT 65 POSITRACK			
sidecuts : 65/55/60	sizes : 165-175-185-195	weight : 850 gr / 185	Associated product : N°1 - RJD1014 Bc Auto N°2 - RJD1015 Bc Manual	


R-SKIN EVO




RHMWF01	EVO XC 50 R-SKIN			
sidecuts : 51/57/50	sizes : 165-175-185-195	weight : 670 gr / 185	Associated product : N°1 - RJM1004 Control Step In N°2 - RJM1005 Tour Step In	



RHMZB01	EVO XC 55 R-SKIN			
sidecuts : 55/48/52	sizes : 165-175-185-195	weight : 700 gr / 185	Associated product : N°1 - RJM1004 Control Step In N°2 - RJM1005 Tour Step In	



RHMZC01	EVO XC 60 R-SKIN			
sidecuts : 60/50/55	sizes : 165-175-185-195	weight : 780 gr / 185	Associated product : N°1 - RJM1004 Control Step In N°2 - RJM1005 Tour Step In	




RHMZD01	EVO XC 65 R-SKIN			
sidecuts : 65/52/62	sizes : 165-175-185-195	weight : 850 gr / 185	Associated product : N°1 - RJM1004 Control Step In N°2 - RJM1005 Tour Step In	

SPORT TOURING



RHMZA04	X-TOUR ESCAPE POSITRACK			
sidecuts : 51/47/49	sizes : 176-186-191-196-201-206	weight : 820 gr / 196	Associated product : N°1 - RJM1004 Control Step In N°2 - RJM1005 Tour Step In	



RHMZA05	X-TOUR VENTURE WAXLESS			
sidecuts : 51/47/49	sizes : 176-186-191-196-201-206	weight : 830 gr / 196	Associated product : RJM1005 Tour Step In	

R-SKIN - SPORT TOURING



NEW

RHMCT01	R-SKIN ULTRA			
sidecuts : 48/44/46	sizes : 176-181-186-191-196-201	weight : 698 gr / 196	Associated product : N°1 - RJK1002 R-Classic N°2 - RJM1004 Control Step In	

RHMCT02	R-SKIN ULTRA - STIFF			
sidecuts : 48/44/46	sizes : 176-181-186-191-196-201	weight : 698 gr / 196	Associated product : N°1 - RJK1002 R-Classic N°2 - RJM1004 Control Step In	



NEW

RHMZA01	X-TOUR ESCAPE R-SKIN			
sidecuts : 51/47/49	sizes : 176-186-191-196-201-206	weight : 820 gr / 196	Associated product : N°1 - RJM1004 Control Step In N°2 - RJM1005 Tour Step In	

BACKCOUNTRY



RHLZD02	BC 65 POSITRACK			
sidecuts : 65/52/62	sizes : 165-175-185-195	weight : 920 gr / 185	Associated product : N°1 - RJD1014 Bc Auto N°2 - RJD1015 Bc Manual	



RHLZE01	BC 80 POSITRACK			
sidecuts : 80/60/70	sizes : 166-176-186-196	weight : 990 gr / 186	Associated product : N°1 - RJD1016 Bc Magnum N°2 - RJD1014 Bc Auto	



RHLZF01	XP 100 POSITRACK			
sidecuts : 100/80/90	sizes : 160-170-180-190	weight : 1100 gr / 180	Associated product : N°1 - RJL1004 Explore N°2 - RJD1016 Bc Magnum	



RHLZH01	XP 120 POSITRACK			
sidecuts : 120/90/110	sizes : 160-170-180	weight : 1320 gr / 170	Associated product : RJL1004 Explore	

JUNIOR



RHLCQ04	X-IUM SKATING WCS JUNIOR			
sidecuts : 42/44/44/44	sizes : 143-153-163-173	weight : 500 gr / 153	Associated product : RJL1002 Race Jr Skate	



RHLCP04	X-IUM CLASSIC WCS JUNIOR			
sidecuts : 40/44/44/44	sizes : 156-166-176-186	weight : 500 gr / 156	Associated product : RJL1003 Race Jr Classic	



NEW

RHMCQ04	DELTA COMP SKATING JUNIOR			
sidecuts : 42/44/44/44	sizes : 133-143-153-163	weight : 520 gr / 153	Associated product : RJL1002 Race Jr Skate	



NEW

RHMCP04	DELTA COMP CLASSIC JUNIOR			
sidecuts : 40/44/44/44	sizes : 136-146-156-166-176	weight : 520 gr / 156	Associated product : RJL1003 Race Jr Classic	



NEW

RHMZG01	EVO 55 ACTION JUNIOR			
sidecuts : 54/48/52	sizes : 110-130-150	weight : 460 gr / 130	Associated product : RJM1006 Step In Jr	



NEW

RHMZA06	XT VENTURE JR WAXLESS - SHORT SIZES			
sidecuts : 51/47/49	sizes : 90-100-110-120-130-140	weight : 500 gr / 170	Associated product : RJM1006 Step In Jr	

RHMZA07	XT VENTURE JR WAXLESS - LONG SIZES			
sidecuts : 51/47/49	sizes : 150-160-170	weight : 500 gr / 170	Associated product : RJM1006 Step In Jr	

R-SKIN JUNIOR



NEW

RHMCP06	R-SKIN RACE JUNIOR			
sidecuts : 40/44/44/44	sizes : 156-166-167-176-186	weight : 500 gr / 156	Associated product : RJL1003 Race Jr Classic	



NEW

RHMCP03	DELTA COMP R-SKIN JUNIOR			
sidecuts : 42/44/44/44	sizes : 156-166-176-186	weight : 520 gr / 156	Associated product : RJL1003 Race Jr Classic	



NEW

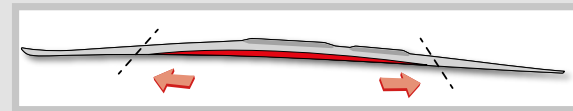
RHMZA02	SPEED R-SKIN - SHORT SIZES			
sidecuts : 51/47/49	sizes : 110-120-130-140	weight : 420 gr / 140	Associated product : RJM1006 Step In Jr	

RHMZA03	SPEED R-SKIN - LONG SIZES			
sidecuts : 51/47/49	sizes : 150-160	weight : 420 gr / 140	Associated product : RJM1006 Step In Jr	

TECHNOLOGIES SKI

1 EXTERNAL CONSTRUCTION

CONTROL EDGE
EDGE ENERGY SENSOR
 A stiffer waist to increase acceleration.



3D PROFILE
3D CARBON PROFILE
 A more consistent ski structure for superior control.

CENTRAL-EDGE
 Helps to focus the skier's energy beneath the waist and optimises efficiency and energy transmission.

EDGE SUPRA
SUPRA EDGE
 Reinforced edges for greater stability.

LOWERTIP
LOWER TIP
 Softer and lighter tips and tails for a more balanced ski.

ACTIV'CAP
ACTIV'CAP
 Combination of two materials (RossiCap + multidirectional fibreglass).

HONEYCOMB
NOMEX
 Construction of a honeycomb core for extreme lightness.

LESS+ TECHNOLOGY
LIGHT+
 Lightweight structure concentrated only on the elements involved in the performance of the ski: removal of the Cap.

AIR TIP
AIR TIP
 The AIR TIP base lightens the ski and improves acceleration whether using the double push or alternative technique.

2 INTERNAL CONSTRUCTION

HONEYCOMB
NOMEX
 Construction of a honeycomb core for extreme lightness.

PREMIUM LDC CORE
LDC PREMIUM CORE
 A lighter construction, reinforced with basalt fiber.

WOOD AIR
WOOD AIR
 Wood construction with air channels.

LDC CORE
LDC CORE
 Lighter structure.

3 SOLES

DOUBLE GROOVE
SKATING DOUBLE GUIDE GROOVE
 Stabilizes the ski and facilitates tracking whatever its position.

R-SKIN
R-SKIN WAXLESS PATTERN
 The synthetic waxless pattern behaves almost identically to a waxed ski, boasting easy grip on all types of snow and excellent glide performance whatever the conditions.

NUMERIC FINISH
NUMERIC FINISH
 This base preparation technology offers a limitless range of ready-to-ski finishes that will improve glide. World Cup base finishes for everyone!

POSITRACK
AR POSITRACK WAXLESS PATTERN
 Thermoformed waxless pattern delivering very pleasant glide and excellent grip.

STONE FINISH
STONE FINISH
 Milled base finish.

ARPLUS
AR PLUS WAXLESS PATTERN
 Cut into the base itself, this AR waxless pattern is the perfect compromise between retention and gliding. Perfect for rental use.

TECHNICAL CHART RACE SKIS

REFERENCE	PRODUCTS	TIP SPATULE	TAIL TALON	FIBER FIBRE	CORE NOYAU	EDGES CHANTS	CAP TOPSHEET	WEIGHT (ONE SKI) POIDS (UN SKI)	BASE / SKIN SEMELLE / PEAU	TUNNING STRUCTURE	PLATE PLAQUE	SIDECUT LIGNE DE COTES	SIZES (CM) / WEIGHT (KG) TAILLES (CM) / POIDS (KG)				
RACE EXPERT																	
RHLCU01	X-IUM SKATING PREMIUM+ S1	Swing tip	Aero tail	Carbon	100% Nomex / Okoumé	Power edge	Topless	520 gr / 188	K 9000	FF3	IFP	40 44 43 43	173	178	183	188	193
													35-45	40-50	50-65	65-75	75-85
RHLCU04	X-IUM SKATING PREMIUM+ S1 STIFF	Swing tip	Aero tail	Carbon	100% Nomex / Okoumé	Power edge	Topless	520 gr / 188	K 9000	FF3	IFP	40 44 43 43	173	178	183	188	193
													45-55	50-60	65-75	75-85	85-95+
RHLCU02	X-IUM SKATING PREMIUM+ S2	Swing tip	Aero tail	Carbon	100% Nomex / Okoumé	Power edge	Topless	520 gr / 188	K 7000	RU15	IFP	40 44 43 43	173	178	183	188	193
													37-45	45-53	55-65	69-76	78-85
RHLCU07	X-IUM SKATING PREMIUM+ S2 SOFT	Swing tip	Aero tail	Carbon	100% Nomex / Okoumé	Power edge	Topless	520 gr / 188	K 7000	RU15	IFP	40 44 43 43	173	178	183	188	193
													30-37	39-45	45-55	63-68	70-77
RHLCU06	X-IUM SKATING PREMIUM+ S2 STIFF	Swing tip	Aero tail	Carbon	100% Nomex / Okoumé	Power edge	Topless	520 gr / 188	K 7000	RU15	IFP	40 44 43 43	173	178	183	188	193
													45-55	45-53	65-75	77-85	85-95+
RHLCU03	X-IUM SKATING PREMIUM+ S3	Swing tip	Aero tail	Carbon	100% Nomex / Okoumé	Power edge	Topless	520 gr / 188	K 9002 RED	RW9	IFP	40 44 43 43	173	178	183	188	193
													35-45	40-50	50-65	65-75	75-85
RHLCU08	X-IUM SKATING PREMIUM+ S3 STIFF	Swing tip	Aero tail	Carbon	100% Nomex / Okoumé	Power edge	Topless	520 gr / 188	K 9002 RED	RW9	IFP	40 44 43 43	173	178	183	188	193
													45-55	50-60	65-75	75-85	85-95+
RHLC501	X-IUM CLASSIC PREMIUM+ C1	R-Tip	Tail protector	Glass	100%Nomex / Okoumé	3 Edge energy sensor	Topless	495 gr / 197	K 7000	FF3	IFP	40/44/44/44	190	197	202	207	
													<45-60	50-65	60-75	70 - 90	
RHLC502	X-IUM CLASSIC PREMIUM+ C2	R-Tip	Tail protector	Glass	100%Nomex / Okoumé	3 Edge energy sensor	Topless	495 gr / 197	K 7000	RU15	IFP	40/44/44/44	190	197	202	207	
													45-53	55-65	65-75	75-85	
RHLC509	X-IUM CLASSIC PREMIUM+ C2 SOFT	R-Tip	Tail protector	Glass	100%Nomex / Okoumé	3 Edge energy sensor	Topless	495 gr / 197	K 7000	RU15	IFP	40/44/44/44	190	197	202	207	
													40-46	45-55	<60-65	70-80	
RHLC508	X-IUM CLASSIC PREMIUM+ C2 STIFF	R-Tip	Tail protector	Glass	100%Nomex / Okoumé	3 Edge energy sensor	Topless	495 gr / 197	K 7000	RU15	IFP	40/44/44/44	190	197	202	207	
													53-60	65-70+	75-95	85-105	
RHLC503	X-IUM CLASSIC PREMIUM+ C3	R-Tip	Tail protector	Glass	100%Nomex / Okoumé	3 Edge energy sensor	Topless	495 gr / 197	K 9002 RED	RW9	IFP	40/44/44/44	190	197	202	207	
													45-60	50-70	60-80	75-95+	
RHLCU09	X-IUM DOUBLE POLING PREMIUM+	Swing tip	Aero tail	Carbon	100%Nomex / Okoumé	Power edge	Topless	560 gr / 193	K7000	RU15	IFP	40 44 43 43	193				
													-				
RHLC101	X-IUM SKATING WCS -S2	Low tip	Tail protector	Carbon	100%Nomex / Okoumé	Extended edges	Activ'cap	560 gr / 186	K7000	UNI 5.2	IFP	40/44/43/43	167	173	180	186	192
													45-55	50-60	55-70	70-85	85-95+
RHLC102	X-IUM SKATING WCS -S2 SOFT	Low tip	Tail protector	Carbon	100%Nomex / Okoumé	Extended edges	Activ'cap	550 gr / 186	K7000	UNI 5.2	IFP	40/44/43/43	186	192			
													60-70	70-85			
RHLCQ03	X-IUM SKATING		Tail protector	Glass	80% Nomex / 20% poplar	Extended edges	Activ'cap	560 gr / 186	K7000	UNI 5.2	IFP	40/44/43/43	173	180	186	192	
													45-60	55-70	65 - 85	80-95+	
RHLCQ02	X-IUM SKATING XTRA STIFF		Tail protector	Glass	80% Nomex / 20% poplar	Extended edges	Activ'cap	560 gr / 186	K7000	UNI 5.2	IFP	40/44/43/43	192				
													-				
RHLCP03	X-IUM CLASSIC		Tail protector	Glass	80% Nomex / 20% poplar	Extended edges	Activ'cap	550 gr / 198	K7000	UNI 5.2	IFP	44 //	186	191	198	203	208
													45-55	50-60	55-65	60-80	75-90+
RACE PERFORMANCE																	
RHMCQ03	DELTA COURSE+ SKATING		Tail protector	Glass	80% Nomex / 20% poplar	Extended edges	Activ'cap	575 gr / 186	K7000	UNI 5.2	IFP	40/44/43/43	173	180	186	192	
													45-60	55-70	65-85	80-95+	
RHMCQ01	DELTA COMP SKATING		Tail protector	Glass	60% Nomex / 40% poplar	Extended edges	Activ'cap	620 gr / 186	K7000	UNI 5.2	IFP	40/44/43/43	173	180	186	192	
													45-60	55-70	65 - 85	80-95+	
RHMCQ02	DELTA SPORT SKATING		Tail protector	Glass	Paper honey-comb / poplar	Extended edges	Activ'cap	640 gr / 186	K7000	UNI 5.2	IFP	40/44/43/43	173	180	186	192	
													45-60	55-70	65 - 85	80-95+	
RHMCW01	DELTA SPORT CLASSIC		Tail protector	Glass	Paper honey-comb / poplar	Extended edges	Activ'cap	650gr / 196	K7000	UNI 5.2	IFP	44//	184	189	196	201	206
													45-60	50-65	60-75	65-80	80-95
RACE R-SKIN																	
RHLC505	X-IUM PREMIUM + R-SKIN	R-Tip	Tail protector	Glass	100% Nomex / Okoumé	3 Edge energy sensor	Topless	495 gr / 197	K7000 / SKIN Race Expert	UNI 5.2	IFP	40/44/44/44	190	197	202	207	
													45-60	60-75	65-80	80-100	
RHLCP05	X-IUM R-SKIN		Tail protector	Glass	80 %Nomex / 20% poplar	Extended edges	Activ'cap	550 gr / 198	K7000 / SKIN Race Expert	UNI 5.2	IFP	44 //	186	191	198	203	208
													45-60	55-65	60-75	65-80	80-95
RHLCV01	X-IUM R-SKIN STIFF		Tail protector	Glass	80 %Nomex / 20% poplar	Extended edges	Activ'cap	550 gr / 198	K7000 / SKIN Race Expert	UNI 5.2	IFP	44 //	186	191	198	203	208
													55-70	65-75	70-90	80-100	90-110
RHMCV01	DELTA COURSE R-SKIN		Tail protector	Glass	80 %Nomex / 20% poplar	Extended edges	Activ'cap	560 gr / 198	K7000 - SKIN Performance	UNI 5.2	IFP	44 //	176	186	191	198	203
													40-50	45-60	55-65	60-75	65-80
RHMCV01	DELTA COURSE R-SKIN STIFF		Tail protector	Glass	80 %Nomex / 20% poplar	Extended edges	Activ'cap	560 gr / 198	K7000 - SKIN Performance	UNI 5.2	IFP	44 //	176	186	191	198	203
													45-55	55-70	65-75	70-90	80-100
RHMCV02	DELTA COMP R-SKIN		Tail protector	Glass	60 %Nomex / 40% poplar	Extended edges	Activ'cap	580 gr / 198	K7000 - SKIN Sport 2.0	UNI 5.2	IFP	44 //	176	186	191	198	203
													40-50	45-60	55-65	60-75	65-80
RHMCV02	DELTA COMP R-SKIN STIFF		Tail protector	Glass	60 %Nomex / 40% poplar	Extended edges	Activ'cap	580 gr / 198	K7000 - SKIN Sport 2.0	UNI 5.2	IFP	44 //	176	186	191	198	203
													45-55	55-70	65-75	70-90	80-100
RHLC101	R SKIN ULTRA		Tail protector	Glass	Paper honey-comb / poplar	Extended edges	Activ'cap	690gr / 196	K7000 - SKIN Sport 2.0	UNI 5.2	IFP	48/44/46	176	181	186	186	196
													40-55	45-60	50-65	55-70	60-75
RHLC102	R SKIN ULTRA STIFF		Tail protector	Glass	Paper honey-comb / poplar	Extended edges	Activ'cap	690gr / 196	K7000 - SKIN Sport 2.0	UNI 5.2	IFP	48/44/46	176	181	186	186	196
													50-65	55-70	65-80	70-85	75-100
RHMCW02	DELTA SPORT R-SKIN		Tail protector	Glass	Paper honey-comb / poplar	Extended edges	Activ'cap	630 gr / 196	K7000 - SKIN Sport 2.0	UNI 5.2	IFP	44//	184	189	196	201	206
													45-60	50-65	60-75	65-80	80-95
RHMCX01	DELTA SPORT R-SKIN STIFF		Tail protector	Glass	Paper honey-comb / poplar	Extended edges	Activ'cap	630 gr / 196	K7000 - SKIN Sport 2.0	UNI 5.2	IFP	44//	184	189	196	201	206
													55-70	60-75	70-90	80-100	90 - 110

TECHNICAL CHART NORDIC OUTDOOR SKIS

REFERENCE REFERENCE	PRODUCTS PRODUITS	TAIL TALON	FIBER FIBRE	CORE NOYAU	EDGES CHANES	CAP TOPSHEET	WEIGHT (ONE SKI) POIDS (UN SKI)	BASE / SKIN SEMELLE / PEAU	TUNNING STRUCTURE	PLATE PLAQUE	SIDE CUT LIGNE DE COTES	SIZES (CM) / WEIGHT (KG) TAILLES (CM) / POIDS (KG)							
												165	175	185	195				
SKIN TOUR																			
RHMWF01	EVO XC 50 R-SKIN	Tail protector	Glass	Wood / Air channels		Activ'cap	670 gr / 185	K5000 - SKIN Touring	X Tuning	IFP	51/57/50	40-60	50-70	60-80	80+				
RHMZB01	EVO XC 55 R-SKIN	Tail protector	Glass	LDC Core	Extended edges	Activ'cap	700 gr / 185	K5000 - SKIN Touring	X Tuning	IFP	55/48/52	40-60	50-70	60-80	80+				
RHMZC01	EVO XC 60 R-SKIN	Tail protector	Glass	LDC Core	Extended edges	Activ'cap	780 gr / 185	K5000 - SKIN Touring	X Tuning	IFP	60/50/55	40-60	50-70	60-80	80+				
RHMZD01	EVO XC 65 R-SKIN	Tail protector	Glass	LDC Core	Extended edges	Activ'cap	850 gr / 185	K5000 - SKIN	X Tuning	IFP	65/52/62	40-60	50-70	60-80	80+				
RHMZA01	X-TOUR ESCAPE R-SKIN	Tail protector	Glass	Light wood core FSC certified	Extended edges	Activ'cap	820 gr / 196	K5000 - SKIN Touring	X Tuning	IFP	51/47/49	50-60	55-65	60-70	65-75	70-80	75-85+		
SPORT																			
RHMZA04	X-TOUR ESCAPE POSITRACK	Tail protector	Glass	Light wood core FSC certified	Extended edges	Activ'cap	820 gr / 196	Positrack	X Tuning	IFP	51/47/49	50-60	55-65	60-70	65-75	70-80	75-85+		
RHMZA05	X-TOUR VENTURE WAXLESS 52-47-49	Tail protector	Glass	Light wood core FSC certified	Extended edges	Activ'cap	830 gr / 196	K5000 - AR Cut	X Tuning	IFP	51/47/49	50-60	55-65	60-70	65-75	70-80	75-85+		
EVO XT																			
RHMWF02	EVO XT 50 IFP CUT BASE	Tail protector	Glass	Wood / Air channels		Activ'cap	670 gr / 176	K5000 - AR Cut	X Tuning	IFP	51/47/50	40-60	50-70	60-80	80+				
RHMZB02	EVO XT 55 IFP POSITRACK	Tail protector	Glass	LDC Core	Extended edges	Activ'cap	700 gr / 185	Positrack	X Tuning	IFP	55/48/52	40-60	50-70	60-80	80+				
RHMZC02	EVO XT 60 POSITRACK	Tail protector	Glass	LDC Core	Extended edges	Activ'cap	780 gr / 185	Positrack	X Tuning	IFP	60/50/55	40-60	50-70	60-80	80+				
RHMZD02	EVO XT 65 POSITRACK	Tail protector	Glass	LDC Core	Extended edges	Activ'cap	850 gr / 185	Positrack	X Tuning	IFP	65/52/62	40-60	50-70	60-80	80+				
EVO OT																			
RHMZC03	EVO OT 60 IFP POSITRACK	Tail protector	Glass	LDC Core	Partial metal edge	Activ'cap	820 gr / 185	Positrack	X Tuning	IFP	60/50/55	40-60	50-70	60-80	80+	-			
RHMZD03	EVO OT 65 POSITRACK IFP	Tail protector	Glass	LDC Core	Partial metal edge	Activ'cap	890 gr / 185	Positrack	X Tuning	IFP	65/55/60	40-60	50-70	60-80	80+				
RHLZD03	EVO OT 65 POSITRACK	Tail protector	Glass	LDC Core	Partial metal edge	Activ'cap	850 gr / 185	Positrack	X Tuning	-	65/55/60	40-60	50-70	60-80	80+				
BC																			
RHLZD02	BC 65 POSITRACK	Tail protector	Glass	LDC Core	Steel edge	Activ'cap	920 gr / 185	Positrack	X Tuning	-	65/52/62	40-60	50-70	60-80	80+				
RHLZE01	BC 80 POSITRACK	Tail protector	Glass	LDC Core	Steel edge	Activ'cap	990 gr / 186	Positrack	X Tuning	-	80/60/70	40-60	50-70	60-80	80+				
RHLZF01	XP 100 POSITRACK	Tail protector	Glass	LDC Core	Steel edge	Activ'cap	1100 gr / 180	Positrack	X Tuning	-	100/80/90	40-60	50-70	60-80	80+				
RHLZH01	XP 120 POSITRACK	Tail protector	Glass	LDC Core	Steel edge	Activ'cap	1320 gr / 170	Positrack	X Tuning	-	120/90/110	50-70	60-80	75+					

TECHNICAL CHART JUNIOR SKIS

REFERENCE REFERENCE	PRODUCTS PRODUITS	TAIL TALON	FIBER FIBRE	CORE NOYAU	EDGES CHANES	CAP TOPSHEET	WEIGHT (ONE SKI) POIDS (UN SKI)	BASE / SKIN SEMELLE / PEAU	TUNNING STRUCTURE	PLATE PLAQUE	SIDE CUT LIGNE DE COTES	SIZES (CM) / WEIGHT (KG) TAILLES (CM) / POIDS (KG)							
												143	153	163	173				
JUNIOR RACE																			
RHLCQ04	X-IUM SKATING WCS JUNIOR	Tail protector	Glass	80% Nomex / 20% poplar	Extended edges	Activ'cap	500 gr / 153	K7000	X Tuning	IFP	42/44/44/44	25-35	30-40	35-45	40-50				
RHLCQ04	X-IUM CLASSIC WCS JUNIOR	Tail protector	Glass	80% Nomex / 20% poplar	Extended edges	Activ'cap	500 gr / 156	K7000	X Tuning	IFP	40/44/44/44	25-35	30-40	35-45	40-50				
RHMCP04	DELTA CLASSIC JUNIOR	Tail protector	Glass	Wood / Air channel		Activ'cap	520 gr / 156	K7000	UNI 5.2	IFP	40/44/44/44	18-25	22-32	25-40	30-45	35-50			
RHMCQ04	DELTA SKATING JUNIOR	Tail protector	Glass	Wood / Air channel		Activ'cap	520 gr / 153	K7000	UNI 5.2	IFP	42/44/44/44	18-25	25-40	30-45	35-50				
SKIN JUNIOR																			
RHMCP06	R-SKIN RACE JUNIOR	Tail protector	Glass	80% Nomex / 20% poplar	Extended edges	Activ'cap	500 gr / 156	K7000 - SKIN Performance	UNI 5.2	IFP	40/44/44/44	25-35	30-40	35-45	40-50				
RHMCP02	DELTA COMP SKIN JUNIOR	Tail protector	Glass	Wood / Air channels		Activ'cap	520 gr / 156	K7000 - SKIN Touring	UNI 5.2	IFP	44//	18-25	22-32	25-40	30-45	35-50			
RHMZA02	SPEED SKIN (short sizes)	Tail protector	Glass	Light wood core FSC certified	Extended edges	Activ'cap	420 gr / 140	K5000 - SKIN Touring	X Tuning	IFP	51/47/49	22-27	27-32	32-36	26-41				
RHMZA03	SPEED SKIN (long sizes)	Tail protector	Glass	Light wood core FSC certified	Extended edges	Activ'cap	420 gr / 140	K5000 - SKIN Touring	X Tuning	IFP	51/47/49	41-46	46-56						
JUNIOR TOURING																			
RHMZA06	XT VENTURE JR Waxless (short sizes)	Tail protector	Glass	Light wood core FSC certified	Extended edges	Activ'cap	500 gr / 170	K5000 - AR Cut	X Tuning	IFP	51/47/49	90	100	110	120	130	140		
RHMZA07	XT VENTURE JR Waxless (long sizes)	Tail protector	Glass	Light wood core FSC certified	Extended edges	Activ'cap	500 gr / 170	K5000 - AR Cut	X Tuning	IFP	51/47/49	-	-	-	-	-	-		
RHMZG01	EVO Action JR	Tail protector	Glass	Light wood core FSC certified	Extended edges	Activ'cap	460 gr / 130	K5000 - AR Cut	X Tuning	IFP	54/48/52	110	130	150					

RACE SKATE



RJL1000	PREMIUM + SKATE
weight : 222 g / pair	Interface : IFP
mechanism : Manual	



RJK1001	R-SKATE
weight : 200 g / pair	Interface : IFP
mechanism : Manual	

RACE CLASSIC



RJL1001	PREMIUM + CLASSIC
weight : 200 g / pair	Interface : IFP
mechanism : Manual	



RJK1002	R-CLASSIC
weight : 200 g / pair	Interface : IFP
mechanism : Manual	

MOVE



RJL1006	MOVE RACE
weight : 262 g / pair	Interface : IFP
mechanism : Manual	



RJM1007	MOVE TUNE
weight : 262 g / pair	Interface : IFP
mechanism : Step-in	

JUNIOR



RJL1002	RACE JR SKATE
weight : 222 g / pair	Interface : IFP
mechanism : Manual	



RJM1006	STEP IN JR
weight : 220 g / pair	Interface : IFP
mechanism : Automatic in, Manual out	

TOURING



RJM1004	CONTROL STEP-IN
weight : 242 g / pair	Interface : IFP
mechanism : Step-in	



RJM1005	TOUR STEP-IN
weight : 236 g / pair	Interface : IFP
mechanism : Step-in	

BACKCOUNTRY



RJD1014	BC AUTO
weight : 455 g / pair	Interface : SCREW
mechanism : Step-in	



RJD1015	BC MANUAL
weight : 465 g / pair	Interface : SCREW
mechanism : Manual	



RJD1016	BC MAGNUM
weight : 518 g / pair	Interface : SCREW
mechanism : Step-in	



RJL1004	EXPLORE
weight : 340 g / pair	Interface : SCREW
mechanism : Step-in	

ROLLERS SKIS



RJK2000	ROLLER SKATE
weight : 220 g / pair	Interface : Screw
mechanism : Manual	



RJK2001	ROLLER CLASSIC
weight : 220 g / pair	Interface : Screw
mechanism : Manual	

PLATE



RJK1012	SREW MOUNTING PLATE (SMP)
weight : 40 g / pair	Interface : -
mechanism : -	

TECHNOLOGIES BINDING

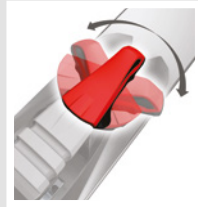
TURNAMIC®

Turnamic bindings have become essential on the market as the benefits to consumers and distributors are numerous and well known: ease and speed of assembly, customization to the needs of skiers, adaptation to the requirements of the slope profile, stability, control, behavior.

1

TURN LOCK

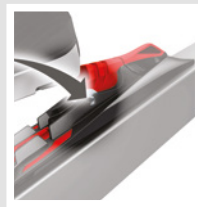
The ergonomic design of the lever with secure-grip soft components enables intuitive handling when stepping in and out of the binding. Haptic and acoustic response when opening and closing. Protected against unwanted opening.



2

STEP IN


The step-in latches the boot in the binding without having to touch the lever. The closing click ensures that the binding is properly closed.



3

HEEL PRE-ADJUST

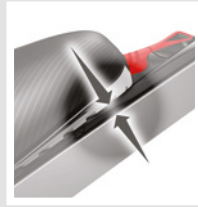
Adjustable heel section where the boot size is preselected using snap hooks on the heel rails. The heel is automatically positioned with it when the position is adjusted so no separate adjustments are necessary later.



4

LOW PROFILE

The minimalistic design height ensures a low stand position and maximum stability as a result. This means a more stable gliding phase and a direct feel on the snow at the same time.



5

FLEXOR SKATING

With flex grade 11.0 and progressive power flow. Pre-load technology ensures the best ski control from the beginning of the motion. 40° working angle (amplitude), tool-free change-over, secure fit inside binding housing and low-wear material are what make this highperformance absorber stand out.



6

TORSION PROOF BODY


The geometric design of the binding body delivers excellent torsional rigidity for direct and effective power transfer.



7

FLEXOR CLASSIC


With flex grade 5.0 and slightly progressive power flow. Pre-load technology ensures the best ski control from the beginning of the motion. 45° working angle (amplitude), tool-free changeover, secure fit inside binding housing and low-wear material are what make this high-performance absorber stand out.



8

DOUBLE LOCK SLIDER/CLIP LOCK

Double locking clip for easy and safe fixation and adjustment of the binding on the IFP (Integrated Fixation Plate). The step-in mechanism makes it extremely easy to step into the binding. You can hear the "click" when the binding is closed properly.



9

SAFE LOCK

It provides an extra level of safety for racers who start in a line and need to be sure there is no risk of unexpected pre-releasing, even in the event of crushing at a mass start or a long-distance start.



10

FLOWFLEX

The two part-plate and click-in setting with two closely arranged pins not only guarantees double the safety but also that the binding is fixed on one point. The rest of the binding housing has a floating bearing design along the entire length which has no negative effect on ski performance.



TURNAMIC® / NNN® / PROLINK SOLES & BINDINGS



SNS® SOLES & BINDINGS

NNN® is a registered trademark of ROTTEFELLA AS NORWAY.

Prolink® and SNS® are registered trademarks of SALOMON.

TECHNICAL CHART BINDINGS

REFERENCE RÉFÉRENCE	MODEL MODÈLE	STYLE STYLE	FLEXOR GRADE DURETÉ FLEXOR	BINDING FIXATION	MOUNTING MONTAGE	POSITIONNING LOCK SYSTÈME BLOCCAGE POSITION	POSITIONNING STEPS NOMBRE DE POSITIONS DE BLOCCAGE	WEIGHT/PAIR POIDS/PAIRE	BOOT SIZES POIDS CHAUSSURES	PLATFORM PLATEFORME	SAFE LOCK VERROUILLAGE SECURITAIRE	TURN LOCK BOUTON VERROUILLAGE/ DÉVERROUILLAGE	TOOL FREE / SANS OUTILS	FLOW FLEX PAS D'INFLUENCE SUR FLEX DU SKI	LOW PROFILE PROCHE DE LA NEIGE	STABILIZER / STABILISATEUR	TORSION PROOF BODY CORPS ANTI-TORSION
RACE EXPERT																	
RJL1000	PREMIUM+ SKATE	Skate	11.0	MANUAL	IFP	Double lock slider	7	200 gr (222 g)	35-52	57mm	•		•	•	•	•	•
RJM1000	RACE PRO SKATE	Skate	11.0	MANUAL	IFP	Double lock slider	7	220 gr	35-52	57mm		•	•	•	•	•	•
RJL1001	PREMIUM+ CLASSIC	Skate	7.0	MANUAL	IFP	Double lock slider	7	200 gr	35-52	57mm	•		•	•	•	•	•
RJM1001	RACE PRO CLASSIC	Classic	7.0	MANUAL	IFP	Double lock slider	7	200 gr	35-52	57mm		•	•	•	•	•	•
RJL1007	MOVE SWICH CL	Classic	7.0	MANUAL	IFP	Move switch	7	256 gr	35-52	55mm		•	•	•	•	•	•
RJL1006	MOVE RACE CL	Classic	7.0	MANUAL	IFP	Move race	2	262 gr	35-52	55mm			•				
RJM1007	MOVE TUNE CL	Classic	7.0	MANUAL	IFP	Move Tune	8	262 gr	35-52	55mm			•				
RJK1001	R-SKATE	Classic	11.0	MANUAL	IFP	Quicklock	7	200 gr	35-52	55mm			•				
RJK1002	R-CLASSIC	Classic	7.0	MANUAL	IFP	Quicklock	7	200 gr	35-52	55mm			•				
SPORT TOURING																	
RJM1004	CONTROL STEP IN	Classic	7.0	STEP-IN	IFP	Double lock slider	7	242 gr	35-52	59mm		•	•	•	•	•	•
RJM1005	TOUR STEP IN	Classic	6.0	STEP-IN	IFP	Clip lock	7	236 gr	35-52	59mm		•	•	•	•	•	•
BACK COUNTRY																	
RJL1004	EXPLORE	40 shore	9.0	STEP-IN	SCREW	-	-	340 gr	35-52								
RJD1015	BC MANUAL	40 shore	9.0	MANUAL	SCREW	-	-	465 gr	35-52								
RJD1014	BC AUTO	40 shore	9.0	STEP-IN	SCREW	-	-	455 gr	35-52								
RJD1016	BC MAGNUM	40 shore	9.0	STEP-IN	SCREW	-	-	518 gr	35-52								
JUNIOR																	
RJL1002	RACE JR SKATE	Skate	11.0	MANUAL	IFP	Clip lock	7	222 gr	33-40	44mm		•	•	•	•	•	•
RJL1003	RACE JR CLASSIC	Classic	7.0	MANUAL	IFP	Clip lock	7	222 gr	33-40	44mm		•	•	•	•	•	•
RJM1006	STEP IN JR	Classic	5.0	STEP-IN	IFP	Clip lock	7	220 gr	25-40	45mm		•	•	•	•	•	•
ROLLER SKIS																	
RJG2000	ROLLER Skating	Skate	11.0	MANUAL	SCREW	-	-	250 gr	25-52	57mm		•			•		•
RJG2001	ROLLER CLASSIC	Classic	7.0	MANUAL	SCREW	-	-	250 gr	25-52	57mm		•			•		•
PLATE																	
RJG1012	SCREW MOUNT PLATE	-	-	-	-	-	-	250 gr	25-49	57mm		•			•		•
RJG1015	SCREW MOUNT PLATE	-	-	-	-	-	-	250 gr	25-40	57mm		•			•		•

RACE EXPERT

X-IUM CARBON PREMIUM+ SKATE



RIL0050
sizes : 38-46 Half sizes
weight : 990 g / 42
sole : Full premium carbon chassis



X-IUM CARBON PREMIUM+ CLASSIC



RIL0070
sizes : 38-46 Half sizes
weight : 800 g / 42
sole : Full premium carbon chassis



X-IUM CARBON PREMIUM+ SC



RIL0120
sizes : 38-46 Half sizes
weight : 960 g / 42
sole : Full premium carbon chassis



X-IUM CARBON PREMIUM SKATE



RIL0010
sizes : 38-46 Half sizes
weight : 965 g / 42
sole : Carbon Expert Skate



X-IUM CARBON PREMIUM CLASSIC



RIL0020
sizes : 38-46 Half sizes
weight : 765 g / 42
sole : Expert Classic



X-IUM W.C. SKATE



RIL0100
sizes : 37-49,5 Half sizes
weight : 1100 g / 42
sole : Expert Skate



X-IUM W.C. CLASSIC



RIL0110
sizes : 37-49,5 Half sizes
weight : 790 g / 42
sole : Expert Classic



WALKING OVERBOOT



RKLRW601
sizes : 38,5-46,5

OVERBOOT



RKLRW100
sizes : S - M - L - XL - XXL

RACE EXPERT WOMEN

X-IUM W.C. SKATE FW



RIL0200
sizes : 35-43,5 Half sizes
weight : 1100 g / 42
sole : Expert Skate



X-IUM W.C. CLASSIC FW



RIL0210
sizes : 35-43,5 Half sizes
weight : 790 g / 42
sole : Expert Classic



RACE PERFORMANCE

X-IUM SKATE



RIM1310
sizes : 37-47
weight : 1060 g / 42
sole : Expert Skate



X-10 SKATE



RIM1300
sizes : 37-47
weight : 1110 g / 42
sole : EXPERT SKATE



X-10 CLASSIC



RIM1290
sizes : 37-47
weight : 800 g / 42
sole : Expert Classic



X-8 SKATE



RIM1280
sizes : 36-49
weight : 1290 g / 42
sole : Sport



X-8 SC



RIM1270
sizes : 36-49
weight : 1250 g / 42
sole : Sport



X-8 CLASSIC



RIM1260
sizes : 35-49
weight : 980 g / 42
sole : Sport



X-6 SKATE



RIM1220
sizes : 35-49
weight : 1200 g / 42
sole : Sport



X-6 SC



RIM1210
sizes : 35-49
weight : 1180 g / 42
sole : Sport



X-6 CLASSIC



RIM1200
sizes : 35-49
weight : 960 g / 42
sole : Sport



RACE PERFORMANCE WOMEN

X-10 SKATE FW



RIM1250
sizes : 37-43
weight : 1110 g / 42
sole : Sport



X-8 SKATE FW



RIM1240
sizes : 35-43
weight : 1290 g / 42
sole : Sport



X-8 CLASSIC FW



RIM1230
sizes : 35-43
weight : 980 g / 42
sole : Sport



OUTDOOR TOURING

XC-5



RIJW160
sizes : 35-49
weight : 1140 g / 42
sole : Touring



X-5 OT



RIJW180
sizes : 35-49
weight : 1280 g / 42
sole : Touring



XC-3



RIJW150
sizes : 35-49
weight : 1100 g / 42
sole : Touring



XC-2



RIJW090
sizes : 35-49
weight : 950 g / 42
sole : Touring



X-1 ULTRA



RIJW080
sizes : 35-49
weight : 930 g / 42
sole : Touring



XC-1



RIJW070
sizes : 35-49
weight : 1000 g / 42
sole : Touring



X-R



RIKW030
sizes : 35-49
weight : 1000 g / 42
sole : Touring



OUTDOOR TOURING WOMEN

XC-5 OT FW



RIJW460
sizes : 35-44
weight : 1280 g / 42
sole : Touring



XC-5 FW



RIJW450
sizes : 35-44
weight : 1140 g / 42
sole : Touring



XC-3 FW



RIJW430
sizes : 35-44
weight : 1100 g / 42
sole : Touring



XC-2 FW



RIJW440
sizes : 35-44
weight : 950 g / 42
sole : Touring



XC-1 ULTRA FW



RIJW420
sizes : 35-44
weight : 930 g / 42
sole : Touring



XC-1 FW



RIJW410
sizes : 35-44
weight : 1000 g / 42
sole : Touring



OUTDOOR BACKCOUNTRY

XP 12



RIL3920
sizes : 36-48
weight : 1980 g / 42
sole : XPLORER

BC X 10



RIM3890
sizes : 36-48
weight : 1720 g / 42
sole : NNN BC

BC X 6



RIM3850
sizes : 38-48
weight : 1580 g / 42
sole : NNN BC

BC X 5



RIM3830
sizes : 39-48
weight : 1380 g / 42
sole : NNN BC

BC X 2



RIM3810
sizes : 36-48
weight : 1320 g / 42
sole : NNN BC

OUTDOOR BACKCOUNTRY WOMEN

BC 6 FW



RIM3840
sizes : 36-43
weight : 1580 g / 42
sole : NNN BC

BC 5 FW



RIM3820
sizes : 36-43
weight : 1380 g / 42
sole : NNN BC

JUNIOR RACE

X-IUM J SC



RIL5660
sizes : 33-42
weight : 1200 g / 42
sole : Sport



X-IUM J CLASSIC



RIL5640
sizes : 33-42
weight : 1000 g / 42
sole : T4 MONO



COMP J



RIHW650
sizes : 30-42
weight : 1100 g / 42
sole : Sport



JUNIOR TOURING

X-1 JR



RIHW600
sizes : 26-41
weight : 660 g / 33
sole : T4 Jr Mono

TECHNOLOGIES BOOTS

This year Rossignol completes its range of TURMANIC® soles with two new carbon COURSE soles. Thanks to the CARBON THERMODURE technology, the sole-back stiffener becomes one unit, for precision and maximum

energy transmission. This sole-back stiffener unit creates an extremely highperformance carbon chassis when it comes to steering the ski.

SOLES TURMANIC®

A RANGE OF SEVEN DIFFERENT SOLES SEGMENTS OUR BOOT RANGE TO MEET TO THE VARYING EXPECTATIONS OF USERS.

1 CARBON PREMIUM SKATING



Technology:
• CARBON THERMODUR
Rigidity and flex skating.

2 CARBON PREMIUM CLASSIC



Technology:
• CARBON THERMODUR
Rigidity and flex classic.

3 CARBON EXPERT SKATING



Technology:
• CARBON
Rigidity and flex skating.

4 EXPERT SKATING



The rigid central "Carbon Aspect" insert provides strengthened torsional rigidity.

5 EXPERT CLASSIC



The flexible central insert allows for a natural foot roll during propulsion.

7 TOURING




The flexible central insert gives the boots optimum comfort as well as torsional rigidity for added stability.

THE CHASSIS

3 POSITIONS SENSOR

The sole is built around three fundamental support points: the front of the first and fifth metatarsal bones and the heel to maximise the performance and comfort of the boot.



AXIS PROTECTOR

Our competitors mould the binding axis directly into the sole. Rossignol has adopted a different approach by integrating the axis into an independent and extremely hard-wearing plastic part, which is then incorporated into the chassis to avoid stiffening the front of the boot while retaining all the flexibility and roll of the foot during classic cross-country skiing. This technology is available in all the ranges and gives classic boots a similar feel to running shoes with greater sensations when propelling.



THE CENTRAL INSERT

Rossignol has designed various inserts to give each sole a specific set of attributes tailored to each technique (skating/classic) and the level of use (race/sport/touring). By manipulating their materials and their density and altering the shape of the central insert, each sole excels in behaving exactly how skiers need them.

1 FOR SKATING MODELS

A "Carbon Aspect" central insert increases the sole's torsional rigidity. Its specific Skating shape improves efficiency during propulsion and increases stability when striding.



3 FOR SPORT PERFORMANCE MODELS

A bi-technical insert brings the best compromise to boots designed for our sports customers.



THE MID SOLE

The mid sole acts as an interface between the external sole and the boot. It determines the required flexibility and rigidity. Their importance is such that Rossignol is focusing its development efforts on the comfort and ergonomics that mid soles can procure.


LOW PROFILE

The sole boasts a slim-line design, so that the skier's foot is as close to the snow as possible, thereby delivering lightness, feeling and superior control.



GRIP TECH

Crampons with a unique design and composition for comfortable and safe walking.



2 FOR CLASSIC MODELS

A soft plastic central insert allows for natural foot roll during propulsion and a double guide groove across the entire length of the sole offers better control for groomed trails.



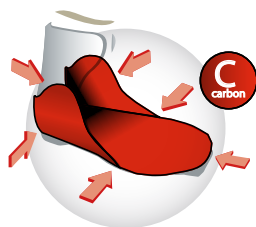
4 FOR TOURING MODELS

An extremely soft and flexible central insert produces a comfortable boot with excellent torsional rigidity for even greater stability.



TECHNOLOGIES BOOTS

CARBON CHASSIS



BENEFITS FOR THE RACER

- 1 > Torsional rigidity
- 2 > Lightness
- 3 > Waterproofing
- 4 > Maximised front flexion
- 5 > Optimised torsional rigidity

TECH CONTROL WRAP



The new **TECH CONTROL WRAP** concept developed on the X-10 Classic gives this boot an **exceptional level of stability** in classic technique whatever the type of snow and terrain. This **ultra-light** collar, which wraps around the ankle, establishes an extremely effective connection between the ankle, the upper of the boot and the rigid parts. It is both flexible and very efficient and allows the skier to make real progress in all phases of guiding and controlling the ski, as well as in descents.

SPIRAL CONCEPT



The Spiral Zipper concept

The **zip spirals** around the calf to allow more **freedom of movement** around the ankle for the skier, with **greater freedom** for the foot at the front and back of the boot.

The Spiral Zipper concept, which wraps around the calf, and higher stem **enhance comfort, foot support** and **freedom of movement** and **maximise sensations on snow**. The revised stem construction also improves **proprioception** for **greater precision** and optimum **control of the ski**.

5 BOOTS CONSTRUCTION



CARBON THERMODUR CHASSIS
Sole unit made from a single piece of 100% carbon THERMODUR

- Maximised torsional rigidity
- Optimised front flexion
- Energy transmission



SOFT TOUCH
Ultra-comfortable control thanks to the interface membrane.

- Comfort
- Control
- Fit.



DUAL CORE
Injection-molding using different densities of material in the same mold.

- Precision of movement
- Prevents energy wastage
- Optimal contact.



ASYMMETRIC BACK STIFFENER
Stiffener to suit every situation.

- Arch support
- Torsional rigidity
- Well-supported, stable platform.



CARBON CUFF
• 100% carbon cuff
• Optimal power transfer.



WOMEN LINING
• Soft liner
• Fleece for warmth and protection
• Ultimate comfort.



THERMO ADJUSTABLE FIT
Thermoformable materials are heated so that boot volume can be changed. The boot adapts itself to the foot. Tailor-made!

- Comfort
- Precision
- Feel.



LOW VOLUME FIT (LVF)
A unisex alternative for more slender feet (Low Volume Fit). Personal attention!

- Easy foot entry and close fit
- 100% feel
- Total envelopment of the foot.




MOBILE CUFF
Optimal freedom of fore/aft movement combined with torsional rigidity for total control.



TECH CONTROL WRAP
A light and effective concept that opens up real sensations in Classic together with stability and easier ski control.

6 ADJUSTMENT



DOUBLE LACING SYSTEM
A single system provides independent control of mid and forefoot closure for more comfort and precision.



SPEEDLACE LOCK
Rapid, easy closure for better support of the foot and more precision.



ADJUSTABLE STRAP
For more support and control.


TECHNICAL CHART BOOTS


TECHNICAL CHART BOOTS


REFERENCE RÉFÉRENCE	PRODUCTS PRODUITS	HEEL TALON	UPPER CUFF COLLIER	COVER Matière EXTÉRIÈURE	WEIGHT / PAIR POIDS / PAIRE	LINING Matière CHAUSSE	SOLE SEMELLE	FIT LARGEUR MM	FIT VOLUME	SIZES TAILLES
RACE EXPERT										
RIL0050	X-IUM CARBON PREMIUM+ SKATE	Full Premium Carbon chassis	Full Premium Carbon Cuff	PVC Racing	990 gr / 42	Polyester Thermo Adjustable Fit	CARBON PREMIUM SKATE	95	MEDIUM FIT	38 - 46. Half sizes
RIL0070	X-IUM CARBON PREMIUM + CLASSIC	Full Premium Carbon chassis	-	PVC Racing	800 gr / 42	Polyester Thermo Adjustable Fit	CARBON PREMIUM CLASSIC	95	MEDIUM FIT	38 - 46. Half sizes
RIL0120	X-IUM CARBON PREMIUM + SC	Full Premium Carbon chassis	Full Premium Carbon Cuff	PVC Racing	960 gr / 42	Polyester Thermo Adjustable Fit	CARBON PREMIUM CLASSIC	95	MEDIUM FIT	38 - 46. Half sizes
RIL0010	X-IUM CARBON PREMIUM SK	External carbon heel counter	Carbon cuff	PVC Racing	965 gr / 42	Polyester Thermo Adjustable Fit	CARBON EXPERT SKATING	95	MEDIUM FIT	38 - 46. Half sizes
RIL0020	X-IUM CARBON PREMIUM CL	External carbon heel counter	Carbon cuff	PVC Racing	765 gr / 42	Polyester Thermo Adjustable Fit	EXPERT CLASSIC	95	MEDIUM FIT	38 - 46. Half sizes
RIL0100	X-IUM W.C. SKATE	New carbon reinforced heel	Carbon reinforced cuff	PVC Racing	1100 gr / 42	Polyester Thermo Adjustable Fit	EXPERT SKATE	95	MEDIUM FIT	37 - 49.5 Half sizes
RIL0110	X-IUM W.C.CLASSIC	Internal 3D plastic reinforcement	-	PVC Racing	790 gr / 42	Polyester Thermo Adjustable Fit	EXPERT CLASSIC	95	MEDIUM FIT	37 - 49.5 Half sizes
RACE EXPERT FW										
RIL0200	X-IUM W.C SKATE FW	New carbon reinforced heel	Carbon reinforced cuff	Pvc Racing	1100 gr / 42	Polyester Thermo Adjustable Fit	EXPERT SKATE	93	LOW VOLUME FIT	35 - 43.5. Half sizes
RIL0210	X-IUM W.C.CLASSIC FW	Internal 3D plastic reinforcement	-	Pvc Racing	790 gr / 42	Polyester Thermo Adjustable Fit	EXPERT CLASSIC	93	LOW VOLUME FIT	35 - 43.5. Half sizes
RACE PERFORMANCE										
RIM1310	X-IUM SKATE	New glassfiber reinforced heel	New glassfiber reinforced cuff	New Pvc + Textile	1060 gr / 42	Polyester Thermo Adjustable Fit	EXPERT SKATE	97	LARGE FIT	37 - 47
RIM1300	X-10 SKATE	External 3D plastic reinforcement Dual Core	3D Injection Dual Core + new Soft Touch protection	New Pvc + Textile	1110 gr / 42	Polyester + Win Therm active membrane	EXPERT SKATE	97	LARGE FIT	37 - 47
RIM1290	X-10 CLASSIC	External 3D plastic reinforcement Dual Core	-	New Pvc + Textile	800 gr / 42	Polyester + Win Therm active membrane	EXPERT CLASSIC	97	LARGE FIT	37 - 47
RIM1280	X-8 SKATE	External 3D plastic reinforcement Dual Core	Injection + new Soft Touch protection	New PVC+ renfort	1290 gr / 42	Polyester + Win Therm active membrane	SPORT	97	LARGE FIT	36 - 49
RIM1270	X-8 SC	External 3D plastic reinforcement Dual Core	Injection + new Soft Touch protection	New PVC+ renfort	1250 gr / 42	Polyester + Win Therm active membrane	SPORT	97	LARGE FIT	36 - 49
RIM1260	X-8 CLASSIC	External 3D plastic reinforcement Dual Core	-	New PVC+ renfort	980 gr / 42	Polyester + Win Therm active membrane	SPORT	97	LARGE FIT	36 - 49
RIMW210	X-6 SC	External Reinforcement plastic	3D injection High Cuff free support	PVC+ renfort	1180 gr / 42	Polyester Thermo Adjustable Fit	SPORT	97	LARGE FIT	35 - 49
RIMW220	X-6 SKATE	External Reinforcement plastic	3D injection High Cuff free support	PVC+ renfort	1200 gr / 42	Polyester Thermo Adjustable Fit	SPORT	97	LARGE FIT	35 - 49
RIMW200	X-6 CLASSIC	Internal Reinforcement plastic	-	PVC+ renfort	960 gr / 42	Polyester Thermo Adjustable Fit	SPORT	97	LARGE FIT	35 - 49
RACE PERFORMANCE FW										
RIM1250	X-10 SKATE. FW	External 3D plastic reinforcement Dual Core	3D Injection Dual Core + new Soft Touch protection	New PVC	1110 gr / 42	Polyester + Win Therm active membrane	EXPERT SKATE	95	LARGE FIT	37 - 43
RIM1240	X-8 SKATE. FW	External 3D plastic reinforcement Dual Core	Injection + new Soft Touch protection	New PVC + renfort	1290 gr / 42	Polyester + Win Therm active membrane	SPORT	95	LARGE FIT	35 - 43
RIM1230	X-8 CLASSIC FW	External 3D plastic reinforcement Dual Core	-	New PVC + renfort	980 gr / 42	Polyester + Win Therm active membrane	SPORT	95	LARGE FIT	35 - 43


REFERENCE RÉFÉRENCE	PRODUCTS PRODUITS	HEEL TALON	UPPER CUFF COLLIER	COVER Matière EXTÉRIÈURE	WEIGHT / PAIR POIDS / PAIRE	LINING Matière CHAUSSE	SOLE SEMELLE	FIT LARGEUR MM	FIT VOLUME	SIZES TAILLES
TOURING										
RIJW180	X-5 OT	External reinforcement plastic	3D injection High Cuff free support	Cordura	1280 gr / 42	Polartec	TOURING	100	COMFORT FIT	35 - 49
RIJW160	XC-5	External reinforcement plastic	3D injection High Cuff free support	New PVC + renfort	1140 gr / 42	Polartec	TOURING	100	COMFORT FIT	35 - 49
RIJW150	XC-3	External reinforcement plastic	2D injection High Cuff support	New PVC + renfort	1100 gr / 42	Polartec	TOURING	100	COMFORT FIT	35 - 49
RIJW090	XC-2	Lateral reinforcement	-	New PVC + renfort	950 gr / 42	Polartec	TOURING	100	COMFORT FIT	35 - 49
RIJW080	X-1 ULTRA	Lateral reinforcement	-	New PVC + renfort	930 gr / 42	Polyester	TOURING	100	COMFORT FIT	35 - 49
RIJW070	XC-1	PVC reinforcement	-	-	1000 gr / 42	Polyester	TOURING	100	COMFORT FIT	35 - 49
RIKW060	X-TOUR ULTRA	PVC reinforcement	-	New PVC + renfort	1000 gr / 42	Polyester	TOURING	100	COMFORT FIT	35 - 49
RIKW030	X-R	PVC reinforcement	-	-	1000 gr / 42	Polyester	TOURING	100	COMFORT FIT	35 - 49
TOURING W										
RIJW460	X-5 OT FW	External reinforcement plastic	3D injection High Cuff free support	Cordura	1280 gr / 42	Polartec	TOURING	100	COMFORT FIT	35 - 44
RIJW450	XC 5 FW	External reinforcement plastic	3D injection High Cuff free support	New PVC + renfort	1140 gr / 42	Polartec	TOURING	100	COMFORT FIT	35 - 44
RIJW430	XC 3 FW	External reinforcement plastic	3D injection High Cuff support	New PVC + renfort	1100 gr / 42	Polartec	TOURING	100	COMFORT FIT	35 - 44
RIJW440	XC-2 FW	Lateral reinforcement	-	New PVC + renfort	950 gr / 42	Polartec	TOURING	100	COMFORT FIT	35 - 44
RIJW420	XC-1 ULTRA FW	Lateral reinforcement	-	New PVC + renfort	930 gr / 42	Polyester	TOURING	100	COMFORT FIT	35 - 44
RIJW410	XC-1 FW	PVC reinforcement	-	-	1000 gr / 42	Polyester	TOURING	100	COMFORT FIT	35 - 44
BACKCOUNTRY										
RIL3920	XPI2	Internal moulded reinforcement	External injected rubber reinforcement	Cordura	1580 gr / 42		EXPLORE	100	COMFORT FIT	36 - 48
RIM3890	BC X 10	External 3D plastic reinforcement Dual Core	3D Injection Dual Core + Soft Touch protection	Cordura	1720 gr / 42	THINSULATE	NNN BC	100	COMFORT FIT	36 - 48
RIM3850	BC X 6	External plastic reinforcement	3D Injection High Cuff free support	Cordura	1580 gr / 42	THINSULATE	NNN BC	100	COMFORT FIT	36 - 48
RIM3830	BC X 5	External plastic reinforcement	3D Injection High Cuff free support	-	1380 gr / 42	THINSULATE	NNN BC	100	COMFORT FIT	36 - 48
RIM3810	BC X 2	PVC reinforcement	-	-	1320 gr / 42	Polyester	NNN BC	100	COMFORT FIT	36 - 48
BACKCOUNTRY W										
RIM3840	BC 6 FW	External plastic reinforcement	3D Injection High Cuff free support	Cordura	1580 gr / 42	THINSULATE	NNN BC	100	COMFORT FIT	36 - 43
RIM3820	BC 5 FW	External plastic reinforcement	-	-	1380 gr / 42	THINSULATE	NNN BC	100	COMFORT FIT	36 - 43
JUNIOR RACING										
RIL5660	X-IUM J SC	External 3D plastic reinforcement Dual Core	3D Injection Dual Core + new Soft Touch protection	New PVC	1200 gr / 42	Polyester	SPORT	97	LARGE FIT	33 - 42
RIHW650	COMP J	External plastic reinforcement	injection High Cuff free support	New PVC	1100 gr / 42	Polyester	SPORT	100	COMFORT FIT	30 - 42
RIL5640	X-IUM J CLASSIC	External 3D plastic reinforcement	-	New PVC	1000 gr / 42	Polyester	T4 mono	97	LARGE FIT	33 - 42
JUNIOR TOURING										
RIHW600	X-1 JR	PVC reinforcement	-	-	660 gr / 33	Polyester	T4 JR mono	JR	COMFORT FIT	26 - 41
RIDW810	X-1 JR	PVC reinforcement	-	-	660 gr / 33	Polyester	T4 JR mono	JR	COMFORT FIT	26 - 41
RACE EXPERT										
RKLW100	OVERBOOT	-	-	Neopren	-	-	-	-	-	S - M - L - XL - XXL
RKLW601	WALKING OVERBOOT	-	-	Neopren	-	-	-	-	-	35 - 44

RACE EXPERT

RDL9500	WCS PREMIUM (FREE SIZES)	
sizes : free size (150/160/170/180 cm)	schaft : 100% PREMIUM UHMC	grip : RACE NATURAL CORK 2.0 (Red Blaze PP + Black R print)

RDL9510	WCS (FREE CUSTOMER SIZING)	
sizes : Free Size (150/160/170/180 cm)	schaft : 100% UHMC Carbon	grip : RACE NATURAL CORK 2.0

RDL9530	FORCE 10 (FREE CUSTOMER SIZING)	
sizes : Free Size (150/160/170/180 cm)	schaft : 100% Carbon	grip : RACE NATURAL CORK 2.0

RDL9540	FORCE 9	
sizes : 135-175 up 5 cm	schaft : 85% Carbon	grip : RACE NATURAL CORK 2.0

RACE PERFORMANCE

RDM9500	FORCE 7		NEW
sizes : 135-175 up 5 cm	schaft : 70% Carbon	grip : R-GRIP NATURAL CORK 1.0	

RDM9510	FORCE 5		NEW
sizes : 135-175 up 5 cm	schaft : 50% Carbon	grip : R-GRIP NATURAL CORK 1.0	

RDM9520	FORCE 3		NEW
sizes : 135-175 up 5 cm	schaft : 30% Carbon	grip : R-GRIP NATURAL CORK 1.0	

FITNESS

RDM9530	FORCE	
sizes : 135-165 up 5 cm	schaft : 30% Carbon	grip : PLASTIC NATURAL CORK (BLACK PP & BLACK TOP)

BACKCOUNTRY

RDL9550	ADJUSTABLE BC 100	
sizes : 135-165 up 5 cm	schaft : Alu 7075 (lower shaft) Alu 6061 (upper shaft)	grip : SAFETT FORAM GRIP

TOURING

RDI9540	FT-500	
sizes : 130-165 up 5cm	schaft : Alu 5086	grip : PLASTIC PP CORK (Black PP & TOP)

RDI9530	FT-600	
sizes : 130-165 up 5cm	schaft : Alu 5086	grip : BI-INJECTION RUBBER (Black PP + Black TPR + Black TOP)

RDI9520	FT-600 CORK	
sizes : 130-165 up 5cm	schaft : Alu 5086	grip : PLASTIC PP CORK (Black PP & TOP)

JUNIOR

RDJ9500	FORCE JUNIOR	
sizes : 80-130 up 5cm	schaft : 100% Fiberglass	grip : BI-INJECTION RUBBER (Red Blaze PP & TOP + Black TPR)

RDI9500	FT 501	
sizes : 80-130 up 5cm	schaft : Alu 5086	grip : PLASTIC BASIC (Black PP & TOP)

RDI9540	FT-500	
sizes : 130-165 (5cm)	schaft : Alu 5086	grip : PLASTIC (Black PP & TOP)

RENTAL

RDI9560	XC-RENTAL SR	
sizes : 120-160 up 5cm	schaft : Alu 7075	grip : PLASTIC (Black PP & TOP)

RDI9570	XC-RENTAL JR	
sizes : 85-115 up 5 cm	schaft : Alu 5086	grip : PLASTIC (Black PP & TOP)

TECHNICAL CHART POLES

REFERENCE RÉFÉRENCE	MODEL MODÈLE	SHAFT TUBE	SHAFT WEIGHT (GR/METER) POIDS DU TUBE	SHAFT STIFFNESS VALUE RIGIDITÉ DU TUBE	SHAFT DIAMETER DIAMÈTRE DU TUBE	STRAP DRAGONNE	GRIP POIGNÉE	BASKET PAINIER/RONDELLE	TIP POINTE	SIZES TAILLES
RACE EXPERT										
RDL9500	WCS PREMIUM (Free customer sizing)	100% PREMIUM UHMC (Ultra High Modulus Carbon)	60 gr / m	62	Upper: 16 mn Tip: 9 mn	New ERGONOMIC RACE	RACE NATURAL CORK 2.0	XC Tips - S basket	Carbide Tip	free size (150/160/170/180)
RDL9510	WCS (free customer sizing)	100% UHMC (Ultra High Modulus Carbon)	55 gr / m	51	Upper: 16 mn Tip: 9 mn	New ERGONOMIC RACE	RACE NATURAL CORK 2.0	XC Tips - S basket	Carbide Tip	free size (150/160/170/180)
RDL9530	FORCE 10 (free customer sizing)	100% CARBON	80 gr / m	53	Upper: 16 mn Tip: 9 mn	New ERGONOMIC RACE	RACE NATURAL CORK 2.0	XC Tips - size L	Carbide Tip	free size (150/160/170/180)
RDL9540	FORCE 9	85% CARBON	80 gr / m	54	Upper: 16 mn Tip: 9 mn	New ERGONOMIC RACE	RACE NATURAL CORK 2.0	XC Tips - size L	Carbide Tip	135/175 up 5 cm
RACE PERFORMANCE										
RDM9500	FORCE 7	70% CARBON	88 gr / m	51	Upper: 16 mn Tip: 9 mn	R-CLIP ERGONOMIC	R-GRIP NATURAL CORK 1.0	RACE L	Carbide Tip	135/175 up 5 cm
RDM9510	FORCE 5	50% CARBON	88 gr / m	44	Upper: 16 mn Tip: 9 mn	R-CLIP ERGONOMIC	R-GRIP NATURAL CORK 1.0	RACE L	Carbide Tip	135/175 up 5 cm
RDM9520	FORCE 3	30% CARBON	94 gr / m	35	Upper: 16 mn Tip: 9 mn	R-CLIP ERGONOMIC	R-GRIP NATURAL CORK 1.0	RACE L	Carbide Tip	135/175 up 5 cm
RDM9530	FORCE	30% CARBON	94 gr / m	35	Upper: 16 mn Tip: 9 mn	ERGONOMIC STRAP 2.0	PLASTIC NATURAL CORK (BLACK PP & BLACK TOP)	RACE L	Carbide Tip	135/165 up 5 cm
JUNIOR										
RDM9540	FORCE Junior	100% FIBERGLASS	105 gr / m	23	Upper: 16 mn Tip: 11 mn	PADDED LOOP	BI-INJECTION RUB- BER (Red Blaze PP & TOP + Black TPR)	FIT TOUR (Black)	Steel Tip	80/130 up 5 cm
RDI9500	FT-501	Alu 5086	115 gr / m	27	Upper: 16 mn Tip: 11 mn	STANDARD	PLASTIC BASIC (Black PP & TOP)	FIT TOUR (Black)	Steel Tip	80/130 up 5 cm
TOURING										
RDI9520	FT-600 Cork	Alu 5086	115 gr / m	27	Upper: 16 mn Tip: 11 mn	ERGONOMIC STRAP	PLASTIC NATURAL CORK (Black PP & Top)	TOURING XL (Black)	Steel Tip	130/165 up 5 cm
RDI9530	FT-600	Alu 5086	115 gr / m	27	Upper: 16 mn Tip: 11 mn	PADDED LOOP	BI-INJECTION RUB- BER (Black PP + Black TPR + Black Top)	TOURING XL (Black)	Steel Tip	130/165 up 5 cm
RDI9540	FT-500	Alu 5086	115 gr / m	27	Upper: 16 mn Tip: 11 mn	STANDARD	PLASTIC (Black PP & Top)	TOURING XL (Black)	Steel Tip	130/165 up 5 cm
BACK COUNTRY										
RDI9550	Adjustable BC 100	Alu 7075 (lower shaft) Alu 6061 (upper shaft)	115 gr / m	10	16mn - 14mn telescopic	SAFETY PS - 350	SAFETY FORAM GRIP	ROTATIO- NAL RB-85	Steel Tip	Unic size adjustable
RENTAL										
RDI9560	XC-RENTAL SR	Alu 7075			Upper: 16 mn Tip: 11 mn	STANDARD	PLASTIC (Black PP & TOP)	TOURING XL (Black)	Steel Tip	120-160 up 5cm
RDI9570	XC-RENTAL JR	Alu 5086	115 gr / m	27	Upper: 16 mn Tip: 11 mn	STANDARD	PLASTIC (Black PP & TOP)	TOURING XL (Black)	Steel Tip	85-115 up 5cm

BAGS/ACCESSORIES

BAGS

HERO COMPACT BOOT PACK



RKLB104
volume : 35 L
weight : 1.30 KG
dimension : L290*W140*H550mm

HERO EXPLORER BAG



RKLB111
volume : 125 L
weight : 4.25 KG
dimension : L790*W390*H450mm

HERO CABIN BAG



RKLB110
volume : 50 L
weight : 2.70 KG
dimension : L520*W320*H300mm

HEATED BAG



RKLB113 (120V)
RKLB112 (230V)
volume : 60 L
weight : 1.80 KG
dimension : L460*W430*H340mm

HEATED ATHLETES BAG



RKLB101
volume : 95 L
weight : 1.80 KG
dimension : L490*W280*H700mm

HERO BOOT PRO



RKLB103
volume : 75 L
weight : 1.75 KG
dimension : L450*W280*H600mm

HERO SKI WHEELED 2/3P 210 CM



RKLB107
volume : 3 PAIRS / 210 CM
weight : 6.20 KG
dimension : L2150*W360*H225mm

HERO SKI BAG 4P 240 CM



RKLB108
volume : 4PAIRS / 230 CM
weight : 4.20 KG
dimension : L2400*W390*H100mm

HERO SKI BAG 2/3P ADJUSTABLE 190/220 CM



RKLB106
volume : 3 PAIRS / 190 TO 220 CM
weight : 1.75 KG
dimension : L1900- 2200*W300*H250mm

BAGS/ACCESSORIES

BAGS

NORDIC RIFFLE BAG



RKLB205
weight : 0.7 KG
dimension : L1200*H50*W260mm

NORDIC 4 PAIRS POLES TUBE HOT RED



RKLB207
volume : 4 PAIRS / 175 CM
weight : 0.25 kg
dimension : L1750*Ø130mm

DUFFLE BAG



RKMCB04
weight : 0.9 KG
dimension : L550*W300*H300mm

NORDIC SKI STRAPS



RKIB206
material : 5 mm EVA + LARGE ELASTIC
dimension : L160*W5*H60mm

ESCAPER BELT 3L



RKLB212
volume : 3 L
weight : 0.25 KG
dimension : L280*W80*H150mm

ESCAPER ACTIVE 8L



RKLB209
volume : 8 L
weight : 0.30 KG
dimension : L210*W80*H480mm

ESCAPER BIKE 12L



RKLB210
volume : 12 L
weight : 0.60 KG
dimension : L210*W120*H480mm

ESCAPER TOUR 25L



RKLB211
volume : 25 L
weight : 0.90 KG
dimension : L275*W140*H550mm

NORDIC THERMO BELT HOT RED



RKLB206
weight : 0.25 KG
dimension : L120*W250*H100mm

LARGE WATER BOTTLE 800 ML



RVKB001
volume : 0.8 L

NORDIC BOTTLE HOLDER HOT RED



RULB001
weight : 0.25 KG
dimension : L370*H150mm

SPARE PARTS

BASKET

 XS - S - M - L (PAIR) RVEBR50 RACE BASKET - RED	 M - XL (PAIR) RVEBR51 RACE BASKET - BLACK	 ONE SIZE (PAIR) RVEBR52 FIT TOUR BASKET	 ONE SIZE (PAIR) RVHBR50 TOURING XL BASKET
 ONE SIZE (PAIR) RVHBR51 S COMMUTABLE BASKET	 ONE SIZE (PAIR) RVHBR52 M COMMUTABLE BASKET	 ONE SIZE (PAIR) RVHBR53 XL COMMUTABLE BASKET	

 RVHBT50 XC-TIPS FULL BOX PAIR OF: XC-Tips, Nuts, Roller ski Basket, commutable S Basket, commutable L Basket, commutable XL Basket, XC-Tips Tool (unit)	 RVHBT51 XC-TIPS ROAD KIT PAIR OF: XC-Tips, Nuts, Roller ski Basket, XC-Tips Tool (unit)	 RVHBT52 XC-TIPS NUTS & TOOL XC-TIPS NUTS (PAIR) XC TIP Tool (unit)
---	---	--

STRAP

 RVEBS52 PREMIUM RACE BIATHLON STRAP	 RVJBS51 PREMIUM RACE BIATHLON STRAP	 RVJBS50 PREMIUM RACE STRAP	 XS - S - M - L - XL - XXL RVEBS50 ERGONOMIC RACE STRAP	 XS - S - M - L - XL - XXL RVEBS51 ERGONOMIC STRAP
 RVEBS53 PADDED LOOP STRAP	 RVEBS54 STANDARD STRAP			

GRIP

 RVEBW50 RUBBER NATURAL CORK	 RVEBW51 RUBBER NATURAL CORK	 RVEBW52 PLASTIC NATURAL CORK	 RVEBW53 BI INJECTION RUBBER	 RVEBW54 PLASTIC
--	--	---	--	----------------------------

LATCH

 RVEBW55 RACING GRIP WEDGE - RED XS - S - M - L - XL - XXL	 RVEBW56 TOURING GRIP WEDGE - BLACK XS - S - M - L - XL - XXL
---	--



SKIS ROSSIGNOL S.A.S.
Société par Actions Simplifiée
Registered Capital 71.746.248 €
HQ: 98 rue Louis BARRAN - 38430 ST JEAN DE MOIRANS (France)
Company registration: R.C.S. GRENOBLE 056 502 958
Rossignol reserves the right to modify the models shown in this document without prior notice.
PHOTOS: Agence Zoom - ©Louis Garnier - Clément Arnault